



QUARTERLY REPORT OF REVENUE AND OTHER RECEIPTS

As at the Quarter Ending June 30, 2022


Department : State Universities and Colleges (SUCs)  
 Agency : Zamboanga State College of Marine Sciences and Technology  
 Operating Unit : < not applicable >  
 Organization Code (UACS) : 08 088 0000000  
 Fund Cluster : 05 - Internally Generated Funds

Classification/Sources of Revenue and Other Receipts	UACS CODE	REVENUE TARGET (Annual) per BESF	Actual Revenue and Other Receipts Collections					Cumulative Remittance/Deposits to Date			Variance		Remarks
			1st Quarter Ending March 31	2nd Quarter Ending June 30	3rd Quarter Ending Sept. 30	4th Quarter Ending Dec. 31	Total	Remittance to BTr	Deposited with AGDB	TOTAL	Amount	%	
1	2	3	4	5	6	7	8=[{6+(-)7]-8+9]	9	10	11=(9+10)	12=(8-3)	13=(12/3)	14
Internally Generated Funds		40,150,000.00	2,064,896.18	17,278,612.70	0.00	0.00	19,343,508.88	0.00	19,365,223.80	19,365,223.80	(20,806,491.12)	-52 %	
Revenue Collections		40,150,000.00	2,064,896.18	17,278,612.70	0.00	0.00	19,343,508.88	0.00	19,365,223.80	19,365,223.80	(20,806,491.12)	-52 %	
Cash Receipts		40,150,000.00	2,064,896.18	17,278,612.70	0.00	0.00	19,343,508.88	0.00	19,365,223.80	19,365,223.80	(20,806,491.12)	-52 %	
Non-Tax		40,150,000.00	2,064,896.18	17,278,612.70	0.00	0.00	19,343,508.88	0.00	19,365,223.80	19,365,223.80	(20,806,491.12)	-52 %	
Tuition Fees	4020201001	12,600,000.00	527,305.00	6,043,312.57	0.00	0.00	6,570,617.57	0.00	6,629,127.57	6,629,127.57	(6,029,382.43)	-48 %	
Income Collected from Students	4020201002	17,400,000.00	125,410.00	8,134,990.00	0.00	0.00	8,260,400.00	0.00	8,263,450.00	8,263,450.00	(9,139,600.00)	-53 %	
Income from Other Sources	4020201003	3,600,000.00	832,629.57	2,870,425.43	0.00	0.00	3,703,055.00	0.00	3,625,555.00	3,625,555.00	103,055.00	3 %	
Rent/Lease Income	4020205000	3,000,000.00	541,151.61	228,844.70	0.00	0.00	769,996.31	0.00	807,651.23	807,651.23	(2,230,003.69)	-74 %	
Other Business Income	4020299099	3,550,000.00	38,400.00	1,040.00	0.00	0.00	39,440.00	0.00	39,440.00	39,440.00	(3,510,560.00)	-99 %	
<b>TOTAL</b>		40,150,000.00	2,064,896.18	17,278,612.70	0.00	0.00	19,343,508.88	0.00	19,365,223.80	19,365,223.80	(20,806,491.12)	-52 %	

Prepared by:  
  
 MARK JAMES A. ALBA  
 Budget Officer

Certified Correct:  
  
 ERIC S. VILLANUEVA, CPA  
 Director, Finance Management Services

Recommending Approval:  
  
 ALVIN C. REYES, RN, Ed. D.  
 Vice President for Administration and Finance

Approved By:  
  
 JAIME G. JALON, Ph. D.  
 College President