

**MONTHLY REPORT OF DISBURSEMENTS
For the month of February 2024**


Department : State Universities and Colleges (SUCs)
 Agency/Entity : Zamboanga State College of Marine Sciences and Technology
 Operating Unit : < not applicable >
 Organization Code (UACS) : 08 088 000000
 Fund Cluster : 01 - Regular Agency Fund


Particulars	Current Year Budget					Prior Year's Budget										Trust Liabilities				Grand Total					Remarks			
	PS	MOOE	FinEx	CO	TOTAL	Prior Year's Accounts Payable					Current Year's Accounts Payable					SUB-TOTAL	PS	MOOE	CO	TOTAL	PS	MOOE	FinEx	CO		TOTAL		
						PS	MOOE	FinEx	CO	Sub-Total	PS	MOOE	FinEx	CO	Sub-Total												TOTAL	TOTAL
1	2	3	4	5	6=(2+3+4+5)	7	8	9	10	11=(7+8+9+10)	12	13	14	15	16=(12+13+14+15)	17=(11+16)	18=(6-17)	19	20	21	22=(19+20+21)	23	24	25	26	27=(23+24+25+26)	28	
CASH DISBURSEMENTS	10,893,917.83	12,005,752.48	0.00	0.00	22,899,670.31	0.00	0.00	0.00	0.00	0.00	0.00	0.00	0.00	0.00	0.00	0.00	22,899,670.31	0.00	0.00	0.00	0.00	10,893,917.83	12,005,752.48	0.00	0.00	22,899,670.31		
Notice of Cash Allocation (NCA)	10,893,917.83	12,005,752.48	0.00	0.00	22,899,670.31	0.00	0.00	0.00	0.00	0.00	0.00	0.00	0.00	0.00	0.00	0.00	22,899,670.31	0.00	0.00	0.00	0.00	10,893,917.83	12,005,752.48	0.00	0.00	22,899,670.31		
MDS Checks Issued	5,098,903.09	193,976.86	0.00	0.00	5,292,879.95	0.00	0.00	0.00	0.00	0.00	0.00	0.00	0.00	0.00	0.00	0.00	5,292,879.95	0.00	0.00	0.00	0.00	5,098,903.09	193,976.86	0.00	0.00	5,292,879.95		
Advice to Debit Account	5,795,014.74	11,811,775.62	0.00	0.00	17,606,790.36	0.00	0.00	0.00	0.00	0.00	0.00	0.00	0.00	0.00	0.00	0.00	17,606,790.36	0.00	0.00	0.00	0.00	5,795,014.74	11,811,775.62	0.00	0.00	17,606,790.36		
Notice of Transfer Allocations (NTA)	0.00	0.00	0.00	0.00	0.00	0.00	0.00	0.00	0.00	0.00	0.00	0.00	0.00	0.00	0.00	0.00	0.00	0.00	0.00	0.00	0.00	0.00	0.00	0.00	0.00	0.00		
MDS Checks Issued	0.00	0.00	0.00	0.00	0.00	0.00	0.00	0.00	0.00	0.00	0.00	0.00	0.00	0.00	0.00	0.00	0.00	0.00	0.00	0.00	0.00	0.00	0.00	0.00	0.00	0.00	0.00	
Advice to Debit Account	0.00	0.00	0.00	0.00	0.00	0.00	0.00	0.00	0.00	0.00	0.00	0.00	0.00	0.00	0.00	0.00	0.00	0.00	0.00	0.00	0.00	0.00	0.00	0.00	0.00	0.00	0.00	
Working Fund for FAPs	0.00	0.00	0.00	0.00	0.00	0.00	0.00	0.00	0.00	0.00	0.00	0.00	0.00	0.00	0.00	0.00	0.00	0.00	0.00	0.00	0.00	0.00	0.00	0.00	0.00	0.00	0.00	
Cash Disbursement Ceiling (CDC)	0.00	0.00	0.00	0.00	0.00	0.00	0.00	0.00	0.00	0.00	0.00	0.00	0.00	0.00	0.00	0.00	0.00	0.00	0.00	0.00	0.00	0.00	0.00	0.00	0.00	0.00	0.00	
TOTAL CASH DISBURSEMENTS	10,893,917.83	12,005,752.48	0.00	0.00	22,899,670.31	0.00	0.00	0.00	0.00	0.00	0.00	0.00	0.00	0.00	0.00	0.00	22,899,670.31	0.00	0.00	0.00	0.00	10,893,917.83	12,005,752.48	0.00	0.00	22,899,670.31		
NON-CASH DISBURSEMENTS	553,185.26	46,323.81	0.00	0.00	599,509.07	0.00	0.00	0.00	0.00	0.00	0.00	0.00	0.00	0.00	0.00	0.00	599,509.07	0.00	0.00	0.00	0.00	553,185.26	46,323.81	0.00	0.00	599,509.07		
Tax Remittance Advices Issued (TRA)	553,185.26	46,323.81	0.00	0.00	599,509.07	0.00	0.00	0.00	0.00	0.00	0.00	0.00	0.00	0.00	0.00	0.00	599,509.07	0.00	0.00	0.00	0.00	553,185.26	46,323.81	0.00	0.00	599,509.07		
Non-Cash Availment Authority (NCAA)	0.00	0.00	0.00	0.00	0.00	0.00	0.00	0.00	0.00	0.00	0.00	0.00	0.00	0.00	0.00	0.00	0.00	0.00	0.00	0.00	0.00	0.00	0.00	0.00	0.00	0.00	0.00	
Disbursements effected through outright deductions from claims (please specify...)	0.00	0.00	0.00	0.00	0.00	0.00	0.00	0.00	0.00	0.00	0.00	0.00	0.00	0.00	0.00	0.00	0.00	0.00	0.00	0.00	0.00	0.00	0.00	0.00	0.00	0.00	0.00	
Overpayment of expenses(e.g. personnel benefits)	0.00	0.00	0.00	0.00	0.00	0.00	0.00	0.00	0.00	0.00	0.00	0.00	0.00	0.00	0.00	0.00	0.00	0.00	0.00	0.00	0.00	0.00	0.00	0.00	0.00	0.00	0.00	
Restitution for loss of government property	0.00	0.00	0.00	0.00	0.00	0.00	0.00	0.00	0.00	0.00	0.00	0.00	0.00	0.00	0.00	0.00	0.00	0.00	0.00	0.00	0.00	0.00	0.00	0.00	0.00	0.00	0.00	
Liquidated damages and similar claims	0.00	0.00	0.00	0.00	0.00	0.00	0.00	0.00	0.00	0.00	0.00	0.00	0.00	0.00	0.00	0.00	0.00	0.00	0.00	0.00	0.00	0.00	0.00	0.00	0.00	0.00	0.00	
Others(TEF, BTr, Documentary Stamp Tax, etc.)	0.00	0.00	0.00	0.00	0.00	0.00	0.00	0.00	0.00	0.00	0.00	0.00	0.00	0.00	0.00	0.00	0.00	0.00	0.00	0.00	0.00	0.00	0.00	0.00	0.00	0.00	0.00	
TOTAL NON-CASH DISBURSEMENTS	553,185.26	46,323.81	0.00	0.00	599,509.07	0.00	0.00	0.00	0.00	0.00	0.00	0.00	0.00	0.00	0.00	0.00	599,509.07	0.00	0.00	0.00	0.00	553,185.26	46,323.81	0.00	0.00	599,509.07		
GRAND TOTAL	11,447,103.09	12,052,076.29	0.00	0.00	23,499,179.38	0.00	0.00	0.00	0.00	0.00	0.00	0.00	0.00	0.00	0.00	0.00	23,499,179.38	0.00	0.00	0.00	0.00	11,447,103.09	12,052,076.29	0.00	0.00	23,499,179.38		

SUMMARY

Particulars (1)	Previous Report (2)	This Month (3)	As at Date (4)
Total Disbursement Authorities Received	12,427,962.28	30,219,509.07	42,647,471.35
NCA	11,848,000.00	29,620,000.00	41,468,000.00
NTA	0.00	0.00	0.00
Working Fund	0.00	0.00	0.00
TRA	579,962.28	599,509.07	1,179,471.35
CDC	0.00	0.00	0.00
NCAA	0.00	0.00	0.00
Less: Notice of Transfer of Allocations (NTA)* issued	0.00	0.00	0.00
Total Disbursement Authorities Available	12,427,962.28	30,219,509.07	42,647,471.35
Less:	0.00	0.00	0.00
Lapsed NCA	0.00	0.00	0.00
Disbursements	8,753,203.92	23,499,179.38	32,252,383.30
Less: Other Non-Cash Disbursements	0.00	0.00	0.00
Disbursements effected through outright deductions from claims	0.00	0.00	0.00
Overpayment of expenses(e.g. personnel benefits)	0.00	0.00	0.00
Restitution for loss of government property	0.00	0.00	0.00
Liquidated damages and similar claims	0.00	0.00	0.00
Others (e.g. TEF, BTr, Docs Stamp, etc.)	0.00	0.00	0.00
Add/Less: Adjustments (e.g. cancelled/staled checks)	0.00	0.00	0.00
Balance of Disbursement Authorities as at date	3,674,758.36	6,720,329.69	10,395,088.05
Total Disbursements Program	12,427,962.28	30,219,509.07	42,647,471.35
Less: *Actual Disbursements	8,753,203.92	23,499,179.38	32,252,383.30
(Over)/Under spending	3,674,758.36	6,720,329.69	10,395,088.05


Notes: * The use of NTA is discouraged
 Notes: ** Amounts should tally with the grand total disbursement (column 27).

Certified Correct:

FIONA ELISSE E. MORALES
 Accountant II

Certified Correct:

ERIC S. VILLANUEVA, CPA
 Accountant III
 Director, Finance Management Services

Recommending Approval:

ALVIN C. REYES, RN, Ed. D.
 Vice President for Administration & Finance

Approved By:

JAIME G. JALON, Ph. D.
 College President