



QUARTERLY REPORT OF REVENUE AND OTHER RECEIPTS


As at the Quarter Ending June 30, 2022


Department : State Universities and Colleges (SUCs)
 Agency : Zamboanga State College of Marine Sciences and Technology
 Operating Unit : < not applicable >
 Organization Code (UACS) : 08 088 0000000
 Fund Cluster : 01 - Regular Agency Fund

Classification/Sources of Revenue and Other Receipts	UACS CODE	REVENUE TARGET (Annual) per BESF	Actual Revenue and Other Receipts Collections					Cumulative Remittance/Deposits to Date			Variance		Remarks
			1st Quarter Ending March 31	2nd Quarter Ending June 30	3rd Quarter Ending Sept. 30	4th Quarter Ending Dec. 31	Total	Remittance to BTr	Deposited with AGDB	TOTAL	Amount	%	
1	2	3	4	5	6	7	8=[{6+(-)7}-8+9]	9	10	11=(9+10)	12=(8-3)	13=(12/3)	14
Regular Agency Fund		500,000.00	160,572.85	56,654.61	0.00	0.00	217,227.46	255,140.33	0.00	255,140.33	(282,772.54)	-57 %	
Non-Revenue Collections/Other Receipts		500,000.00	160,572.85	56,654.61	0.00	0.00	217,227.46	255,140.33	0.00	255,140.33	(282,772.54)	-57 %	
Cash Receipts		500,000.00	160,572.85	56,654.61	0.00	0.00	217,227.46	255,140.33	0.00	255,140.33	(282,772.54)	-57 %	
Non-Tax		500,000.00	0.00	0.00	0.00	0.00	0.00	0.00	0.00	0.00	(500,000.00)	-100 %	
Sale of Unserviceable Property	4060102000	500,000.00	0.00	0.00	0.00	0.00	0.00	0.00	0.00	0.00	(500,000.00)	-100 %	
Others		0.00	160,572.85	56,654.61	0.00	0.00	217,227.46	255,140.33	0.00	255,140.33	217,227.46	0 %	
Advances for Payroll	1990102000	0.00	0.00	0.00	0.00	0.00	0.00	0.00	0.00	0.00	0.00	0 %	
Advances for Special Disbursing Officer	1990103000	0.00	72,479.85	28,548.06	0.00	0.00	101,027.91	101,027.91	0.00	101,027.91	101,027.91	0 %	
Advances to Officers and Employees	1990104000	0.00	85,593.00	11,607.00	0.00	0.00	97,200.00	135,112.87	0.00	135,112.87	97,200.00	0 %	
Due to NGAs	2020105000	0.00	0.00	0.00	0.00	0.00	0.00	0.00	0.00	0.00	0.00	0 %	
Government Equity	3010101000	0.00	2,500.00	0.00	0.00	0.00	2,500.00	2,500.00	0.00	2,500.00	2,500.00	0 %	
Labor and Wages	5021601000	0.00	0.00	16,499.55	0.00	0.00	16,499.55	16,499.55	0.00	16,499.55	16,499.55	0 %	
TOTAL		500,000.00	160,572.85	56,654.61	0.00	0.00	217,227.46	255,140.33	0.00	255,140.33	(282,772.54)	-57 %	

Prepared by:

 MARK JAMES A. ALBA
 Budget Officer

Certified Correct:

 ERIC S. VILLANUEVA, CPA
 Director, Finance Management Services

Recommending Approval:

 ALVIN C. REYES, RN, Ed. D.
 Vice President for Administration and Finance

Approved By:

 JAIME G. JALON, Ph. D.
 College President