

STATEMENT OF APPROPRIATIONS, ALLOTMENTS, OBLIGATIONS, DISBURSEMENTS AND BALANCES

As at the Quarter Ending June 30, 2023

Department : State Universities and Colleges (SUCs)  
 Agency/Entity : Zamboanga State College of Marine Sciences and Technology  
 Operating Unit : < not applicable >  
 Organization Code (UACS) : 08 088 0000000  
 Fund Cluster : 01 - Regular Agency Fund

	Current Year Appropriations
	Supplemental Appropriations
X	Continuing Appropriations

(e.g. UACS Fund Cluster: 01-Regular Agency Fund, 02-Foreign Assisted Projects Fund, 03-Special Account-Locally Funded/Domestic Grants Fund, and 04-Special Account-Foreign Assisted/Foreign Grants Fund)

Particulars	UACS CODE	Appropriations			Allotments			Current Year Obligations					Current Year Disbursements					Balances					
		Authorized Appropriations	Adjustments (Transfer To/From, Modifications/Augmentations)	Adjusted Appropriations	Allotments Received	Adjustments (Reductions, Modifications)	Transfer To	Transfer From	Adjusted Allotments	1st Quarter Ending March 31	2nd Quarter Ending June 30	3rd Quarter Ending September 30	4th Quarter Ending December 31	Total	1st Quarter Ending March 31	2nd Quarter Ending June 30	3rd Quarter Ending September 30	4th Quarter Ending December 31	Total	Unreleased Appropriations	Unobligated Allotments	Unpaid Obligations (15-20)=(23+24)	
		3	4	5=(3+4)	6	7	8	9	10=[(6+(-)7)-8+9]	11	12	13	14	15=(11+12+13+14)	16	17	18	19	20=(16+17+18+19)	21=(5-10)	22=(10-15)	23	24
<b>I. Agency Specific Budget</b>		20,361,328.13	0.00	20,361,328.13	10,561,328.13	0.00	0.00	0.00	10,561,328.13	10,434,302.00	0.00	0.00	0.00	10,434,302.00	10,434,000.00	0.00	0.00	0.00	10,434,000.00	9,800,000.00	127,026.13	0.00	302.00
General Administration and Support	1000000000000000	10,785.70	0.00	10,785.70	10,785.70	0.00	0.00	0.00	10,785.70	302.00	0.00	0.00	0.00	302.00	0.00	0.00	0.00	0.00	302.00	0.00	10,483.70	0.00	302.00
General Management and Supervision	1000001000010000	10,785.70	0.00	10,785.70	10,785.70	0.00	0.00	0.00	10,785.70	302.00	0.00	0.00	0.00	302.00	0.00	0.00	0.00	0.00	302.00	0.00	10,483.70	0.00	302.00
MOOE		10,785.70	0.00	10,785.70	10,785.70	0.00	0.00	0.00	10,785.70	302.00	0.00	0.00	0.00	302.00	0.00	0.00	0.00	0.00	302.00	0.00	10,483.70	0.00	302.00
Sub-Total, General Administration and Support		10,785.70	0.00	10,785.70	10,785.70	0.00	0.00	0.00	10,785.70	302.00	0.00	0.00	0.00	302.00	0.00	0.00	0.00	0.00	302.00	0.00	10,483.70	0.00	302.00
PS		0.00	0.00	0.00	0.00	0.00	0.00	0.00	0.00	0.00	0.00	0.00	0.00	0.00	0.00	0.00	0.00	0.00	0.00	0.00	10,483.70	0.00	302.00
MOOE		10,785.70	0.00	10,785.70	10,785.70	0.00	0.00	0.00	10,785.70	302.00	0.00	0.00	0.00	302.00	0.00	0.00	0.00	0.00	302.00	0.00	10,483.70	0.00	302.00
FinEx (If Applicable)		0.00	0.00	0.00	0.00	0.00	0.00	0.00	0.00	0.00	0.00	0.00	0.00	0.00	0.00	0.00	0.00	0.00	0.00	0.00	10,483.70	0.00	302.00
CO		0.00	0.00	0.00	0.00	0.00	0.00	0.00	0.00	0.00	0.00	0.00	0.00	0.00	0.00	0.00	0.00	0.00	0.00	0.00	0.00	0.00	0.00
Operations	3000000000000000	20,350,542.43	0.00	20,350,542.43	10,550,542.43	0.00	0.00	0.00	10,550,542.43	10,434,000.00	0.00	0.00	0.00	10,434,000.00	10,434,000.00	0.00	0.00	0.00	10,434,000.00	0.00	116,542.43	0.00	0.00
OO : Relevant and quality tertiary education ensured to achieve inclusive growth and access of poor but deserving students to quality tertiary education increased		20,312,816.10	0.00	20,312,816.10	10,512,816.10	0.00	0.00	0.00	10,512,816.10	10,434,000.00	0.00	0.00	0.00	10,434,000.00	10,434,000.00	0.00	0.00	0.00	10,434,000.00	9,800,000.00	78,816.10	0.00	0.00
HIGHER EDUCATION PROGRAM		20,312,816.10	0.00	20,312,816.10	10,512,816.10	0.00	0.00	0.00	10,512,816.10	10,434,000.00	0.00	0.00	0.00	10,434,000.00	10,434,000.00	0.00	0.00	0.00	10,434,000.00	9,800,000.00	78,816.10	0.00	0.00
Provision of Higher Education Services	3101001000020000	19,516.10	0.00	19,516.10	19,516.10	0.00	0.00	0.00	19,516.10	0.00	0.00	0.00	0.00	0.00	0.00	0.00	0.00	0.00	0.00	0.00	19,516.10	0.00	0.00
MOOE		19,516.10	0.00	19,516.10	19,516.10	0.00	0.00	0.00	19,516.10	0.00	0.00	0.00	0.00	0.00	0.00	0.00	0.00	0.00	0.00	0.00	19,516.10	0.00	0.00
CO		0.00	0.00	0.00	0.00	0.00	0.00	0.00	0.00	0.00	0.00	0.00	0.00	0.00	0.00	0.00	0.00	0.00	0.00	0.00	0.00	0.00	0.00
Locally-Funded Project(s)		20,293,300.00	0.00	20,293,300.00	10,493,300.00	0.00	0.00	0.00	10,493,300.00	10,434,000.00	0.00	0.00	0.00	10,434,000.00	10,434,000.00	0.00	0.00	0.00	10,434,000.00	9,800,000.00	59,300.00	0.00	0.00
Conduct of Activities for Sports and Culture Development	3101002000190000	58,460.00	0.00	58,460.00	58,460.00	0.00	0.00	0.00	58,460.00	0.00	0.00	0.00	0.00	0.00	0.00	0.00	0.00	0.00	0.00	0.00	58,460.00	0.00	0.00
MOOE		58,460.00	0.00	58,460.00	58,460.00	0.00	0.00	0.00	58,460.00	0.00	0.00	0.00	0.00	0.00	0.00	0.00	0.00	0.00	0.00	0.00	58,460.00	0.00	0.00
Infrastructure and Smart Campus Development, Operationalization of Face-to-Face Classes and Upgrading/Procurement of Equipment	3101002000230000	7,300,000.00	0.00	7,300,000.00	0.00	0.00	0.00	0.00	0.00	0.00	0.00	0.00	0.00	0.00	0.00	0.00	0.00	0.00	0.00	7,300,000.00	0.00	0.00	0.00
MOOE		2,800,000.00	0.00	2,800,000.00	0.00	0.00	0.00	0.00	0.00	0.00	0.00	0.00	0.00	0.00	0.00	0.00	0.00	0.00	0.00	2,800,000.00	0.00	0.00	0.00
CO		4,500,000.00	0.00	4,500,000.00	0.00	0.00	0.00	0.00	0.00	0.00	0.00	0.00	0.00	0.00	0.00	0.00	0.00	0.00	0.00	4,500,000.00	0.00	0.00	0.00
Capacity Development on Futures Thinking and Strategic Foresight	3101002000240000	2,000,000.00	0.00	2,000,000.00	0.00	0.00	0.00	0.00	0.00	0.00	0.00	0.00	0.00	0.00	0.00	0.00	0.00	0.00	0.00	2,000,000.00	0.00	0.00	0.00
MOOE		2,000,000.00	0.00	2,000,000.00	0.00	0.00	0.00	0.00	0.00	0.00	0.00	0.00	0.00	0.00	0.00	0.00	0.00	0.00	0.00	2,000,000.00	0.00	0.00	0.00
Student Assistance Program	3101002000250000	500,000.00	0.00	500,000.00	0.00	0.00	0.00	0.00	0.00	0.00	0.00	0.00	0.00	0.00	0.00	0.00	0.00	0.00	0.00	500,000.00	0.00	0.00	0.00
MOOE		500,000.00	0.00	500,000.00	0.00	0.00	0.00	0.00	0.00	0.00	0.00	0.00	0.00	0.00	0.00	0.00	0.00	0.00	0.00	500,000.00	0.00	0.00	0.00
Free Higher Education	3101002000260000	10,434,840.00	0.00	10,434,840.00	10,434,840.00	0.00	0.00	0.00	10,434,840.00	10,434,000.00	0.00	0.00	0.00	10,434,000.00	10,434,000.00	0.00	0.00	0.00	10,434,000.00	0.00	840.00	0.00	0.00
MOOE		10,434,840.00	0.00	10,434,840.00	10,434,840.00	0.00	0.00	0.00	10,434,840.00	10,434,000.00	0.00	0.00	0.00	10,434,000.00	10,434,000.00	0.00	0.00	0.00	10,434,000.00	0.00	840.00	0.00	0.00

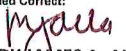
This report was generated using the Unified Reporting System on August 11, 2023 1:49 PM; Status : SUBMITTED





Department : State Universities and Colleges (SUCs)  
 Agency/Entity : Zamboanga State College of Marine Sciences and Technology  
 Operating Unit : < not applicable >  
 Organization Code (UACS) : 08 088 0000000  
 Fund Cluster : 01 - Regular Agency Fund  
 (e.g. UACS Fund Cluster: 01-Regular Agency Fund, 02-Foreign Assisted Projects Fund, 03-Special Account-Locally Funded/Domestic Grants Fund, and 04-Special Account-Foreign Assisted/Foreign Grants Fund)


	Current Year Appropriations
	Supplemental Appropriations
X	Continuing Appropriations

Particulars	UACS CODE	Appropriations			Allotments			Current Year Obligations					Current Year Disbursements					Balances						
		Authorized Appropriations	Adjustments (Transfer To/From, Modifications/Augmentations)	Adjusted Appropriations	Allotments Received	Adjustments (Reductions, Modifications)	Transfer To	Transfer From	Adjusted Allotments	1st Quarter Ending March 31	2nd Quarter Ending June 30	3rd Quarter Ending September 30	4th Quarter Ending December 31	Total	1st Quarter Ending March 31	2nd Quarter Ending June 30	3rd Quarter Ending September 30	4th Quarter Ending December 31	Total	Unreleased Appropriations	Unobligated Allotments	Unpaid Obligations (15-20)=(23+24)		
		3	4	5=(3+4)	6	7	8	9	10=[(6+(-)7)-8+9]	11	12	13	14	15=(11+12+13+14)	16	17	18	19	20=(16+17+18+19)	21=(5-10)	22=(10-15)	23	24	
OO : Higher education research improved to promote economic productivity and innovation		33,599.12	0.00	33,599.12	33,599.12	0.00	0.00	0.00	33,599.12	0.00	0.00	0.00	0.00	0.00	0.00	0.00	0.00	0.00	0.00	0.00	0.00	33,599.12	0.00	0.00
RESEARCH PROGRAM		33,599.12	0.00	33,599.12	33,599.12	0.00	0.00	0.00	33,599.12	0.00	0.00	0.00	0.00	0.00	0.00	0.00	0.00	0.00	0.00	0.00	0.00	33,599.12	0.00	0.00
Conduct of Research Services	320200100001000	33,599.12	0.00	33,599.12	33,599.12	0.00	0.00	0.00	33,599.12	0.00	0.00	0.00	0.00	0.00	0.00	0.00	0.00	0.00	0.00	0.00	0.00	33,599.12	0.00	0.00
MOOE		33,599.12	0.00	33,599.12	33,599.12	0.00	0.00	0.00	33,599.12	0.00	0.00	0.00	0.00	0.00	0.00	0.00	0.00	0.00	0.00	0.00	0.00	33,599.12	0.00	0.00
OO : Community engagement increased		4,127.21	0.00	4,127.21	4,127.21	0.00	0.00	0.00	4,127.21	0.00	0.00	0.00	0.00	0.00	0.00	0.00	0.00	0.00	0.00	0.00	4,127.21	0.00	0.00	
TECHNICAL ADVISORY EXTENSION PROGRAM		4,127.21	0.00	4,127.21	4,127.21	0.00	0.00	0.00	4,127.21	0.00	0.00	0.00	0.00	0.00	0.00	0.00	0.00	0.00	0.00	0.00	4,127.21	0.00	0.00	
Provision of Extension Services	330100100001000	4,127.21	0.00	4,127.21	4,127.21	0.00	0.00	0.00	4,127.21	0.00	0.00	0.00	0.00	0.00	0.00	0.00	0.00	0.00	0.00	0.00	4,127.21	0.00	0.00	
MOOE		4,127.21	0.00	4,127.21	4,127.21	0.00	0.00	0.00	4,127.21	0.00	0.00	0.00	0.00	0.00	0.00	0.00	0.00	0.00	0.00	0.00	4,127.21	0.00	0.00	
Sub-Total, Operations		20,350,542.43	0.00	20,350,542.43	10,550,542.43	0.00	0.00	0.00	10,550,542.43	10,434,000.00	0.00	0.00	0.00	10,434,000.00	10,434,000.00	0.00	0.00	0.00	10,434,000.00	9,800,000.00	116,542.43	0.00	0.00	
PS		0.00	0.00	0.00	0.00	0.00	0.00	0.00	0.00	0.00	0.00	0.00	0.00	0.00	0.00	0.00	0.00	0.00	0.00	0.00	0.00	0.00	0.00	
MOOE		15,850,542.43	0.00	15,850,542.43	10,550,542.43	0.00	0.00	0.00	10,550,542.43	10,434,000.00	0.00	0.00	0.00	10,434,000.00	10,434,000.00	0.00	0.00	0.00	10,434,000.00	5,300,000.00	116,542.43	0.00	0.00	
FinEx (if Applicable)		0.00	0.00	0.00	0.00	0.00	0.00	0.00	0.00	0.00	0.00	0.00	0.00	0.00	0.00	0.00	0.00	0.00	0.00	0.00	0.00	0.00	0.00	
CO		4,500,000.00	0.00	4,500,000.00	0.00	0.00	0.00	0.00	0.00	0.00	0.00	0.00	0.00	0.00	0.00	0.00	0.00	0.00	0.00	4,500,000.00	0.00	0.00	0.00	
Sub-Total, I. Agency Specific Budget		20,361,328.13	0.00	20,361,328.13	10,561,328.13	0.00	0.00	0.00	10,561,328.13	10,434,302.00	0.00	0.00	0.00	10,434,302.00	10,434,000.00	0.00	0.00	0.00	10,434,000.00	9,800,000.00	127,026.13	0.00	302.00	
PS		0.00	0.00	0.00	0.00	0.00	0.00	0.00	0.00	0.00	0.00	0.00	0.00	0.00	0.00	0.00	0.00	0.00	0.00	0.00	0.00	0.00	0.00	
MOOE		15,861,328.13	0.00	15,861,328.13	10,561,328.13	0.00	0.00	0.00	10,561,328.13	10,434,302.00	0.00	0.00	0.00	10,434,302.00	10,434,000.00	0.00	0.00	0.00	10,434,000.00	5,300,000.00	127,026.13	0.00	302.00	
FinEx (if Applicable)		0.00	0.00	0.00	0.00	0.00	0.00	0.00	0.00	0.00	0.00	0.00	0.00	0.00	0.00	0.00	0.00	0.00	0.00	0.00	0.00	0.00	0.00	
CO		4,500,000.00	0.00	4,500,000.00	0.00	0.00	0.00	0.00	0.00	0.00	0.00	0.00	0.00	0.00	0.00	0.00	0.00	0.00	0.00	4,500,000.00	0.00	0.00	0.00	
GRAND TOTAL		20,361,328.13	0.00	20,361,328.13	10,561,328.13	0.00	0.00	0.00	10,561,328.13	10,434,302.00	0.00	0.00	0.00	10,434,302.00	10,434,000.00	0.00	0.00	0.00	10,434,000.00	9,800,000.00	127,026.13	0.00	302.00	
PS		0.00	0.00	0.00	0.00	0.00	0.00	0.00	0.00	0.00	0.00	0.00	0.00	0.00	0.00	0.00	0.00	0.00	0.00	0.00	0.00	0.00	0.00	
MOOE		15,861,328.13	0.00	15,861,328.13	10,561,328.13	0.00	0.00	0.00	10,561,328.13	10,434,302.00	0.00	0.00	0.00	10,434,302.00	10,434,000.00	0.00	0.00	0.00	10,434,000.00	5,300,000.00	127,026.13	0.00	302.00	
FinEx (if Applicable)		0.00	0.00	0.00	0.00	0.00	0.00	0.00	0.00	0.00	0.00	0.00	0.00	0.00	0.00	0.00	0.00	0.00	0.00	0.00	0.00	0.00	0.00	
CO		4,500,000.00	0.00	4,500,000.00	0.00	0.00	0.00	0.00	0.00	0.00	0.00	0.00	0.00	0.00	0.00	0.00	0.00	0.00	0.00	4,500,000.00	0.00	0.00	0.00	
Recapitulation by OO:																				4,500,000.00	0.00	0.00	0.00	
I. Agency Specific Budget		20,350,542.43	0.00	20,350,542.43	10,550,542.43	0.00	0.00	0.00	10,550,542.43	10,434,000.00	0.00	0.00	0.00	10,434,000.00	10,434,000.00	0.00	0.00	0.00	10,434,000.00	9,800,000.00	116,542.43	0.00	0.00	
HIGHER EDUCATION PROGRAM		20,312,816.10	0.00	20,312,816.10	10,512,816.10	0.00	0.00	0.00	10,512,816.10	10,434,000.00	0.00	0.00	0.00	10,434,000.00	10,434,000.00	0.00	0.00	0.00	10,434,000.00	9,800,000.00	78,816.10	0.00	0.00	
RESEARCH PROGRAM		33,599.12	0.00	33,599.12	33,599.12	0.00	0.00	0.00	33,599.12	0.00	0.00	0.00	0.00	0.00	0.00	0.00	0.00	0.00	0.00	0.00	33,599.12	0.00	0.00	
TECHNICAL ADVISORY EXTENSION PROGRAM		4,127.21	0.00	4,127.21	4,127.21	0.00	0.00	0.00	4,127.21	0.00	0.00	0.00	0.00	0.00	0.00	0.00	0.00	0.00	0.00	0.00	4,127.21	0.00	0.00	

Certified Correct:  
  
**MARK JAMES A. ALBA**  
 Budget Officer

Certified Correct:  
  
**ERIC S. VILLANUEVA, CPA**  
 Accountant III / Director, FMS

Recommending Approval By:  
  
**ALVIN C. REYES, RN, Ed. D.**  
 Vice-President for Admin and Finance

Approved By:  
  
**JAIMIE G. TALON, Ph. D.**  
 College President